

e-ticket collection guide

for french services



e-Tickets explained

An e-ticket, electronic ticket, or TOD (ticket on departure) is the quickest and most convenient method of collecting your tickets.

When booked your tickets are available for collection at any time from the day you make your reservations, up to the time of travel. Meaning you don't have to worry about receiving tickets in the post, or losing the tickets before you leave home.

All you need is your booking reference and names of the assign passenger(s).

This guide is designed to help you use the simple self-service ticket machines you will find at many French stations.

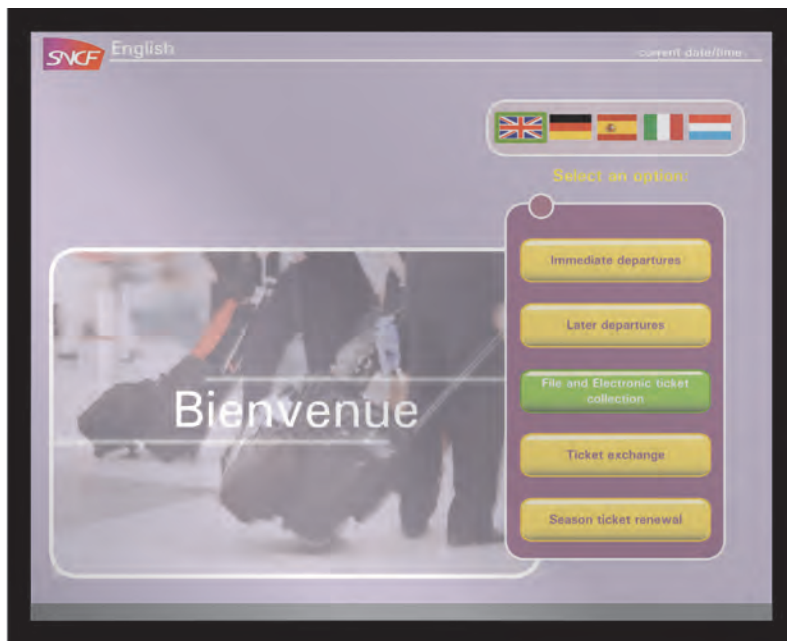


1. Language selection

Using the touch screen firmly press over the British flag in the upper right corner.

e-ticket collection guide

for french services



2. Main Menu

Select the third box down, 'File and Electronic ticket collection'.



3. e-Ticket Menu

Ignoring the upper two boxes touch the lowest box, 'Collection with a file reference number'.

e-ticket collection guide

for french services



4. Booking reference

Type in the six letter reference you received with your confirmation over email or telephone. This reference is sometimes referred to as a 'P.N.R' or a 'T.O.D.'

reference. In France it may be referred to as "reference dossier voyage".



5. Passenger name

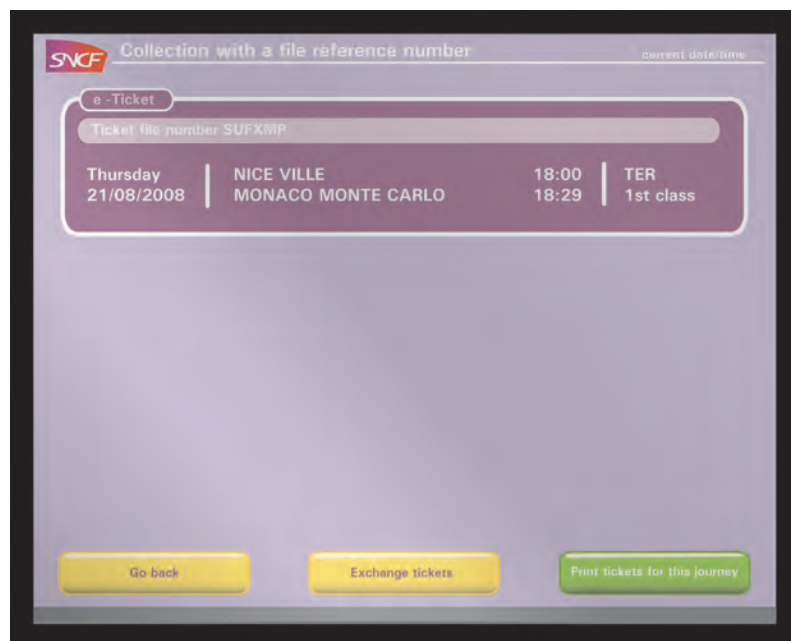
Use the keyboard to input the passenger(s) name as printed on your confirmation documents.

If you encounter problems at this stage the passenger name may have

been incorrectly entered at the time of booking. This can be resolved by proceeding to the nearest SNCF ticket or information desk.

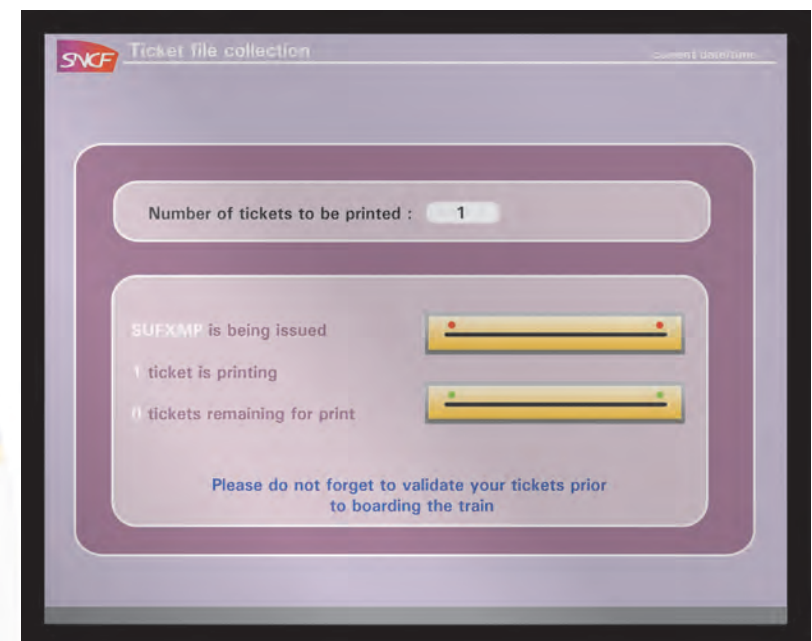
e-ticket collection guide

for french services



6. Journey selection

Some references will display more than one set of tickets. Select the journey(s) you wish to print and then press, "Print tickets for this journey".



7. Print

Your tickets will now print, and dispense from one of the slots at the front of the machine. Remember to wait and collect all of the tickets as there may be a delay as

each set print. All that's left to do is validate your tickets before boarding.

Enjoy your journey.